



Report to Mayor's Taskforce 2010

Livable Community

2007 – Record year for new investment (\$164.48 million)

2008 – a record year for new investment (2nd year in a row) \$180.9 million

Eastman's \$1.3 billion "Project Reinvest"

Holston Valley Medical Center \$100mm "Project Platinum"

Holston Medical Group's new 6-story building (\$40mm)

#1 Walking City by Walk! Magazine

Dobyns-Bennett High School named Top 4% by Newsweek (x5)

2009 – new elementary school opens – first in nearly 60 years!

MeadowView won "best in class" in 4 categories from North American

Lodging Association

Materials agreement stimulates creation of 750+ residential lots

\$15mm Aquatics Center

Wetlands project

\$4.5mm free-parking garage

Academic Village

Riverfront

Former Kingsport Press

Mountain Region Family Medicine

Food City

Farmer's Market

Rebirth of a neighborhood

Hope VI

V.O. Dobbins Sr. Complex

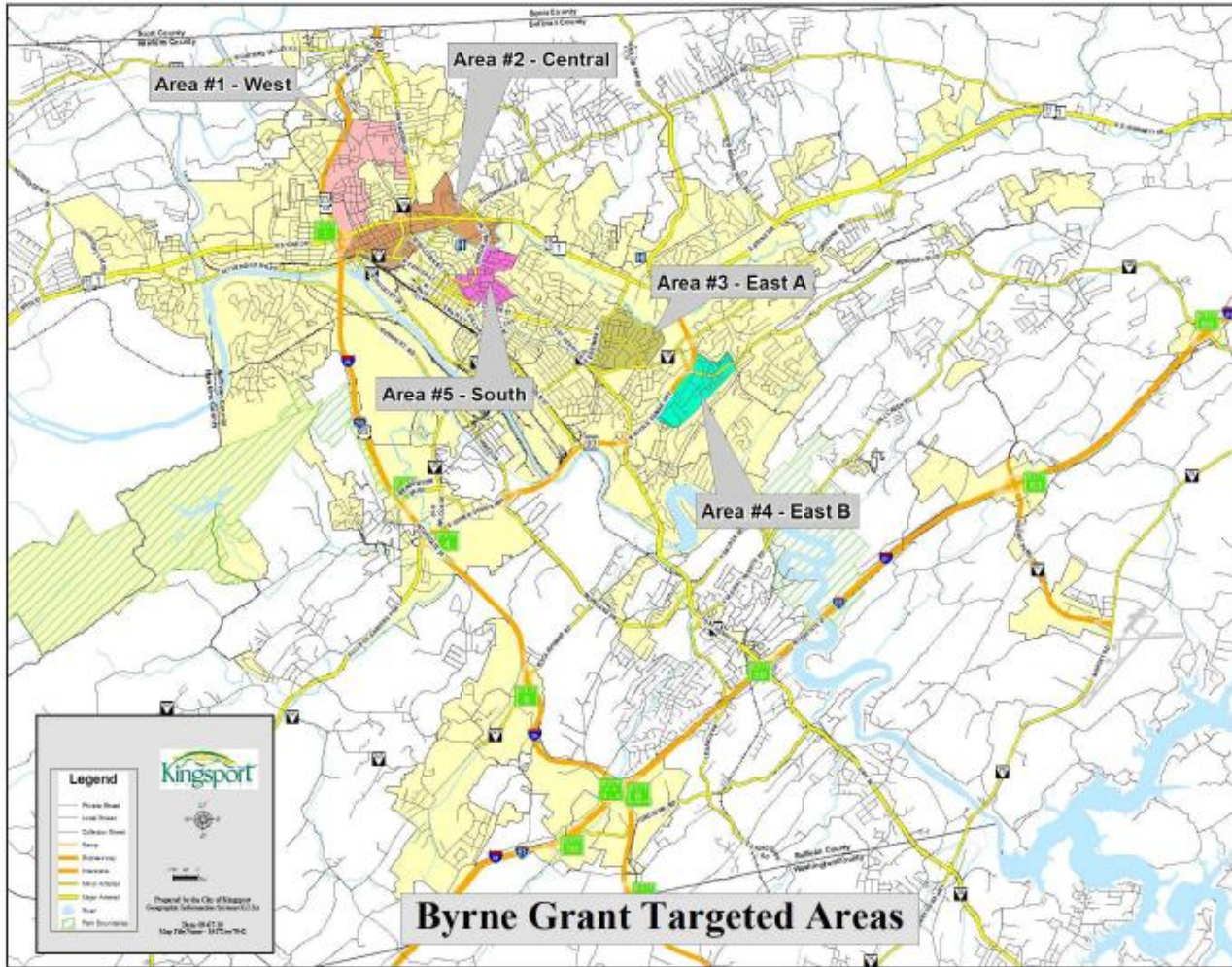
Livable Community

Category	Offense	Departmental Classification Code	City Wide Totals By Departmental Classification	West (Area 1)		Central (Area 2)		East -A (Area 3)	East -B (Area 4)	South (Area 5)		Departmental Classification Totals for all Areas	% of City Wide Totals by Departmental Classification
				60	20	8	23	33	44	4	3		
Familial Violence	Domestic Violence	42	1167	104	80	43	32	60	60	62	66	507	43.44%
	Child Abuse*	16/139	346	7	28	8	11	11	33	8	32	138	39.88%
Non-Familial Violence	Sexual Assault	35	141	9	8	9	3	10	6	15	8	68	48.23%
	Aggravated Assault	31	1451	116	81	80	38	110	38	101	89	653	45.00%
Drug	Drug Crimes**	57/48	2241	80	172	173	135	172	129	115	110	1086	48.46%
TOTALS by Grid >			5346	316	369	330	247	363	266	301	305	2497	
Totals by Area >			5346	685		577		363	266	606		2497	
% of City Wide Totals by Area>			100%	12.81%		10.79%		6.79%	4.98%	11.34%		46.71%	

Code	Population		Geographic Area****		City of Kingsport	
West	1,509	West	0.96	Population	47,356	
Central	5,171	Central	0.90	Area****	47.02	
South	2,228	South	0.37			
East - 1	2,320	East - 1	0.55			
East - 2	1,283	East - 2	0.43			
Total	12,511	Total	3.21			
% of City	26.42%	% of City	6.83%			

*Including Physical, Sexual and Neglect
 **Includes possession, use, distribution and manufacturing of illegal narcotics
 ****In square miles

Livable Community

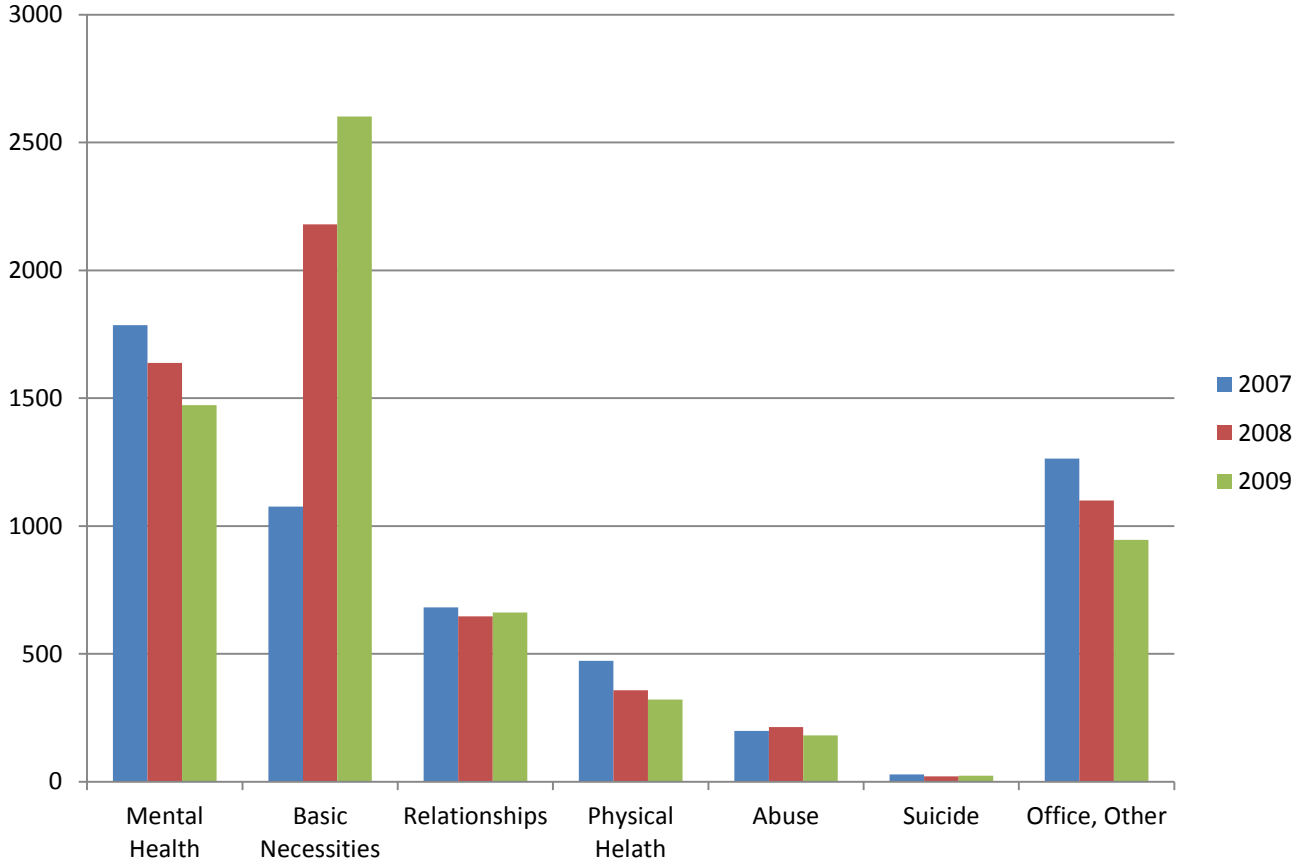


5 areas of the community represent:

- 3 square miles
- 7% of the City of Kingsport
- 26% of the population

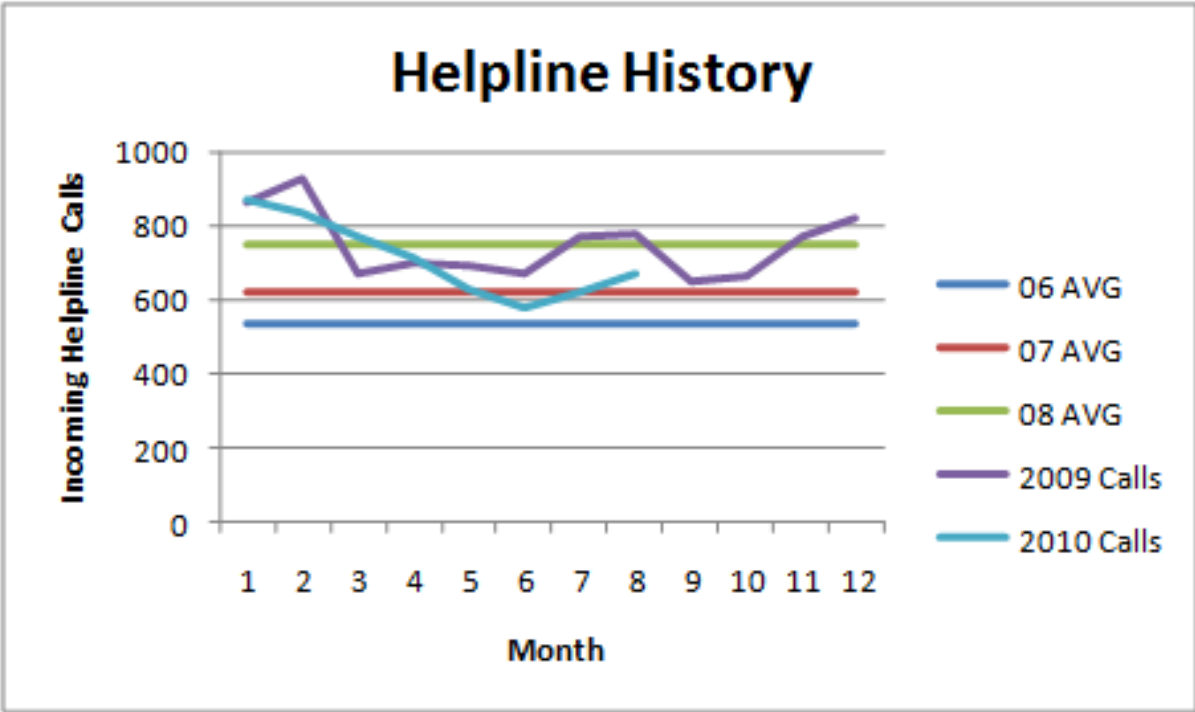
•Domestic Violence	44%
•Child Abuse	40%
•Sexual Assault	48%
•Aggravated Assault	45%
•Drug Crimes	48%

211 – Community Information and Referral Helpline



Livable Community

211 – Community Information and Referral Helpline



•Illiteracy Rate Sullivan County:	12%
•Total Homeless Count:	891
Chronically Homeless:	125
Unsheltered Homeless:	205
Age 62 and older:	43
Age 17 and under:	167

Livable Community – Sullivan County Statistics

- Sullivan County Poverty Level 14.1%
- Sullivan County Families below poverty level 11.3%
- Age 18 and under at poverty level 24.1%
- Female single head of household with children under poverty level in Sullivan County 50.7%
- Students on free and reduced lunch:

Kingsport City:	2007 – 43%	2009 – 50%
Sullivan County:	2007 – 45%	2009 – 51%

UWGK Member Agency Program Outcomes

- 100% of girls in Hope House Restart program met educational goals.
- 90% of these girls increased their financial savings while in the program.
- 100% program participants at Brown Annex of John R. Hay House gained and maintained employment, 90% paid court fines, child support etc, and 100% provided community service.
- 78% of participants in Adult Basic Education at Literacy Council increased their reading skills. 25 retained employment, 5 gained employment, 2 received a promotion.

Community Outcomes

Ensuring Safety and Stability

- **Basic needs are met for all residents in a safe environment (shelter (including utilities), water and food, health care, clean air and free from crime**
- **Community is prepared to handle crisis or emergency situations both for individuals and community as a whole.**
- **All individuals and families achieve and sustain strong family units. Those in crisis use educational and preventive/intervention services as needed.**
- **Individuals have healthy lifestyles.**
- **Individuals have access to all types of healthcare.**