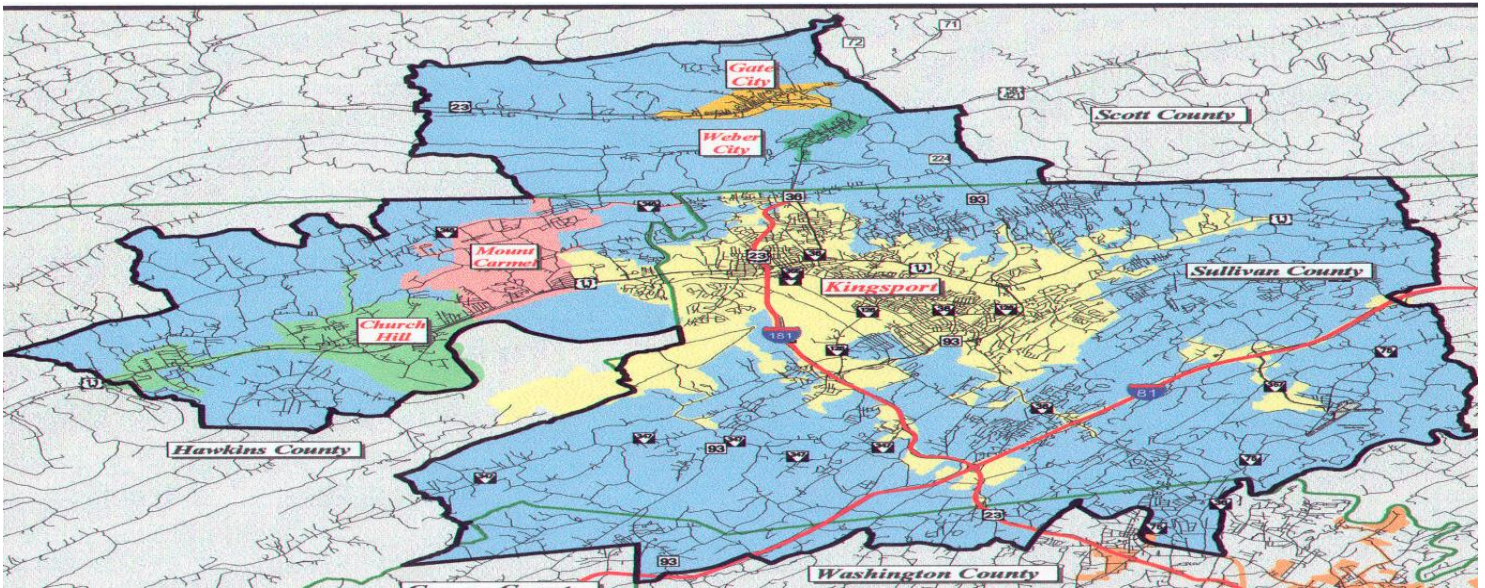




TIP #	TN-2	TDOT PIN# / VA UPC#	Group	Priority		Lead Agency	TDOT
STIP#	1782135						
County	Sullivan, Hawkins	Length		LRTP#		Conformity Status	N/A
Route/Project Name	Highway Safety Improvement Program (HSIP) Grouping				Total Project Cost	\$2,240,736	
Termini or Intersection	Kingsport MTPO - Safety (Highway Hazard Elimination)						
Project Description	See TIP Grouping description for a comprehensive listing of activities included but not limited for eligibility. (TIP Pages 40-41)						

Fiscal Year	Phase	Funding Type	Total Funds	Fed Funds	State Funds	Local Funds
FY 17	PE, ROW, CONST	HSIP	\$1,155,934	\$1,040,341	\$115,593	\$0
FY 17	PE, ROW, CONST	PHSIP	\$16,250	\$16,250	\$0	\$0
FY 18	PE, ROW, CONST	HSIP	\$155,934	\$140,341	\$15,593	\$0
FY 18	PE, ROW, CONST	ACPHSIP	\$552,000	\$0	\$552,000	\$0
FY 18	PE, ROW, CONST	PHSIP	\$16,250	\$16,250	\$0	\$0
FY 19	PE, ROW, CONST	HSIP	\$155,934	\$140,341	\$15,593	\$0
FY 19	PE, ROW, CONST	PHSIP	\$16,250	\$16,250	\$0	\$0
FY 20	PE, ROW, CONST	HSIP	\$155,934	\$140,341	\$15,593	\$0
FY 20	PE, ROW, CONST	PHSIP	\$16,250	\$16,250	\$0	\$0

Remarks	Amendment Number	Adjustment Number
TDOT Adjustment #226		9

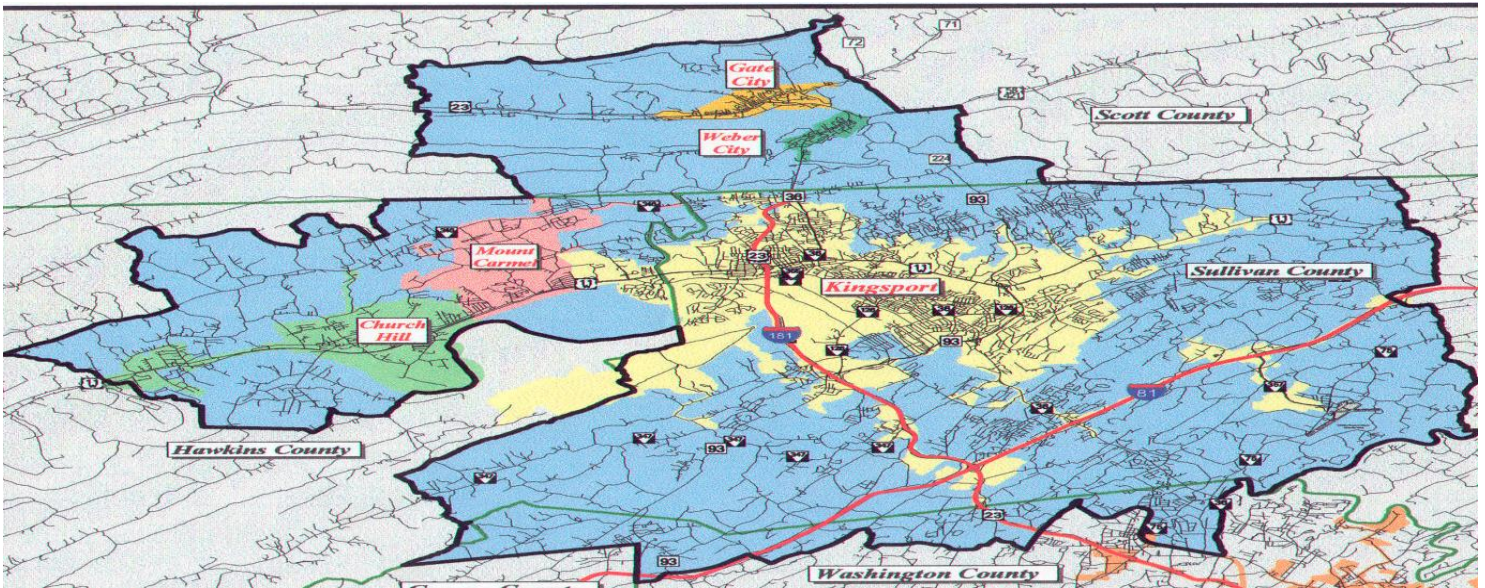




TIP #	TN-2	TDOT PIN# / VA UPC#	Group	Priority		Lead Agency	TDOT
STIP#	1782135						
County	Sullivan, Hawkins	Length		LRTP#		Conformity Status	N/A
Route/Project Name	Highway Safety Improvement Program (HSIP) Grouping					Total Project Cost	\$4,240,736
Termini or Intersection	Kingsport MTPO - Safety (Highway Hazard Elimination)						
Project Description	See TIP Grouping description for a comprehensive listing of activities included but not limited for eligibility. (TIP Pages 40-41)						

Fiscal Year	Phase	Funding Type	Total Funds	Fed Funds	State Funds	Local Funds
FY 17	PE, ROW, CONST	HSIP	\$1,155,934	\$1,040,341	\$115,593	\$0
FY 17	PE, ROW, CONST	PHSIP	\$16,250	\$16,250	\$0	\$0
FY 18	PE, ROW, CONST	HSIP	\$2,155,934	\$1,940,341	\$215,593	\$0
FY 18	PE, ROW, CONST	ACPHSIP	\$552,000	\$0	\$552,000	\$0
FY 18	PE, ROW, CONST	PHSIP	\$16,250	\$16,250	\$0	\$0
FY 19	PE, ROW, CONST	HSIP	\$155,934	\$140,341	\$15,593	\$0
FY 19	PE, ROW, CONST	PHSIP	\$16,250	\$16,250	\$0	\$0
FY 20	PE, ROW, CONST	HSIP	\$155,934	\$140,341	\$15,593	\$0
FY 20	PE, ROW, CONST	PHSIP	\$16,250	\$16,250	\$0	\$0

Remarks	Amendment Number	Adjustment Number
TDOT Adjustment #282		11



Kingsport MTPO 2017 - 2021 TIP Highway Funding Summary

Tennessee Highway Totals for FY 17

Funding Source	Total Programmed Funds	Programed Federal Funds	Programed State Funds	Programed Local Funds	Surplus / Deficit **	Annual Allocation	Available Unprogramed Balance
ACNHPP (State)	\$9,400,000	\$0	\$9,400,000	\$0	\$0	\$0	\$0
ACSTBG (State)	\$24,000,000	\$0	\$24,000,000	\$0	\$0	\$0	\$0
HSIP	\$1,155,934	\$1,040,341	\$115,593	\$0	\$0	\$0	\$0
PHISP	\$16,250	\$16,250	\$0	\$0	\$0	\$0	\$0
NHPP	\$3,890,900	\$3,112,720	\$778,180	\$0	\$0	\$0	\$0
S-STBG (State)	\$2,460,542	\$1,968,434	\$492,108	\$0	\$0	\$0	\$0
L-STBG (Local)*	\$3,454,000	\$3,018,500	\$392,800	\$298,000	-\$435,500	\$1,760,000	\$1,324,500
TAP - Gen	\$940,000	\$752,000	\$0	\$188,000	\$0	0	0
O & M (Local)	\$14,200,000	\$0	\$0	\$14,200,000	\$0	0	0
Totals:	\$59,517,626	\$9,908,245	\$35,178,682	\$14,686,000	\$0	1,760,000	1,324,500

*The State Funds column for this line item refers to projects that may include the State's participation requiring the use of S-STBG funds
\$484,000 added from previous TIP

Tennessee Highway Totals for FY 18

Funding Source	Total Programmed Funds	Programed Federal Funds	Programed State Funds	Programed Local Funds	Surplus / Deficit **	Annual Allocation	Available Unprogramed Balance
HSIP	\$155,934	\$140,341	\$15,593	\$0	\$0	\$0	\$0
ACPHSIP	\$552,000	\$0	\$552,000	\$0	\$0	\$0	\$0
PHSIP	\$16,250	\$16,250	\$0	\$0	\$0	\$0	\$0
NHPP	\$390,900	\$312,720	\$78,180	\$0	\$0	\$0	\$0
S-STBG (State)	\$1,460,542	\$1,168,434	\$292,108	\$0	\$0	\$0	\$0
L-STBG (Local)*	\$4,415,300	\$783,300	\$3,600,000	\$32,000	\$156,066	\$1,318,400	\$1,474,466
TAP - Gen	\$0	\$0	\$0	\$0	\$0	\$0	\$0
O & M (Local)	\$14,342,000	\$0	\$0	\$14,342,000	\$0	\$0	\$0
Totals:	\$21,332,926	\$2,421,045	\$4,537,881	\$14,374,000	\$156,066	\$1,318,400	\$1,474,466

*The State Funds column for this line item refers to projects that may include the State's participation requiring the use of S-STBG funds

Tennessee Highway Totals for FY 19

Funding Source	Total Programmed Funds	Programed Federal Funds	Programed State Funds	Programed Local Funds	Surplus / Deficit **	Annual Allocation	Available Unprogramed Balance
HSIP	\$155,934	\$140,341	\$15,593	\$0	\$0	\$0	\$0
PHSIP	\$16,250	\$16,250	\$0	\$0	\$0	\$0	\$0
NHPP	\$390,900	\$312,720	\$78,180	\$0	\$0	\$0	\$0
S-STBG (State)	\$1,460,542	\$1,168,434	\$292,108	\$0	\$0	\$0	\$0
L-STBG (Local)*	\$400,000	\$320,000	\$0	\$80,000	\$1,154,466	\$1,357,952	\$2,512,418
O & M (Local)	\$14,485,420	\$0	\$0	\$14,485,420	\$0	\$0	\$0
Totals:	\$16,909,046	\$1,957,745	\$385,882	\$14,565,420	\$1,154,466		

*The State Funds column for this line item refers to projects that may include the State's participation requiring the use of S-STBG funds

Tennessee Highway Totals for FY 20

Funding Source	Total Programmed Funds	Programed Federal Funds	Programed State Funds	Programed Local Funds	Surplus / Deficit **	Annual Allocation	Available Unprogramed Balance
HSIP	\$155,934	\$140,341	\$15,593	\$0	\$0	\$0	\$0
PHISP	\$16,250	\$16,250	\$0	\$0	\$0	\$0	\$0
NHPP	\$390,900	\$312,720	\$78,180	\$0	\$0	\$0	\$0
S-STBG (State)	\$1,460,542	\$1,168,434	\$292,108	\$0	\$0	\$0	\$0
L-STBG (Local)*	\$3,200,000	\$2,240,000	\$0	\$560,000	\$272,418	\$1,398,690	\$1,671,108
O & M (Local)	\$14,630,274	\$0	\$0	\$4,121,204	\$0	\$0	\$0
Totals:	\$19,853,900	\$3,877,745	\$385,882	\$4,681,204	\$272,418	\$1,398,690	\$1,671,108

*The State Funds column for this line item refers to projects that may include the State's participation requiring the use of S-STBG funds

Tennessee Highway Totals for FY 21

Funding Source	Total Programmed Funds	Programed Federal Funds	Programed State Funds	Programed Local Funds	Surplus / Deficit **	Annual Allocation	Available unprogramed Balance
ACNHPP	\$0	\$0	\$0	\$0	\$0	\$0	\$0
HPP	\$0	\$0	\$0	\$0	\$0	\$0	\$0
HSIP	\$0	\$0	\$0	\$0	\$0	\$0	\$0
PHISP	\$0	\$0	\$0	\$0	\$0	\$0	\$0
NHPP	\$0	\$0	\$0	\$0	\$0	\$0	\$0
S-STBG (State)	\$0	\$0	\$0	\$0	\$0	\$0	\$0
L-STBG (Local)*	\$23,053,900	\$2,560,000	\$0	\$640,000	-\$888,892	\$1,440,651	\$551,759
O & M (Local)	\$14,776,577	\$0	\$0	\$14,776,577	\$0	\$0	\$0
Totals:	\$37,830,477	\$2,560,000	\$0	\$15,416,577	\$0	\$0	\$0

*The State Funds column for this line item refers to projects that may include the State's participation requiring the use of S-STBG funds

** surplus or deficit represents the MPO's objective to maintain fiscal constraints for projects and funding designated within the Kingsport MPO area

Kingsport MTPO 2017 - 2021 TIP Highway Funding Summary

Tennessee Highway Totals for FY 17

Funding Source	Total Programmed Funds	Programmed Federal Funds	Programmed State Funds	Programmed Local Funds	Surplus / Deficit **	Annual Allocation	Available Unprogrammed Balance
ACNHPP (State)	\$9,400,000	\$0	\$9,400,000	\$0	\$0	\$0	\$0
ACSTBG (State)	\$24,000,000	\$0	\$24,000,000	\$0	\$0	\$0	\$0
HSIP	\$1,155,934	\$1,040,341	\$115,593	\$0	\$0	\$0	\$0
PHISP	\$16,250	\$16,250	\$0	\$0	\$0	\$0	\$0
NHPP	\$3,890,900	\$3,112,720	\$778,180	\$0	\$0	\$0	\$0
S-STBG (State)	\$2,460,542	\$1,968,434	\$492,108	\$0	\$0	\$0	\$0
L-STBG (Local)*	\$3,454,000	\$3,018,500	\$392,800	\$298,000	-\$435,500	\$1,760,000	\$1,324,500
TAP - Gen	\$940,000	\$752,000	\$0	\$188,000	\$0	0	0
O & M (Local)	\$14,200,000	\$0	\$0	\$14,200,000	\$0	0	0
Totals:	\$59,517,626	\$9,908,245	\$35,178,682	\$14,686,000	\$0	1,760,000	1,324,500

*The State Funds column for this line item refers to projects that may include the State's participation requiring the use of S-STBG funds
\$484,000 added from previous TIP

Tennessee Highway Totals for FY 18

Funding Source	Total Programmed Funds	Programmed Federal Funds	Programmed State Funds	Programmed Local Funds	Surplus / Deficit **	Annual Allocation	Available Unprogrammed Balance
HSIP	\$2,155,934	\$1,940,341	\$215,593	\$0	\$0	\$0	\$0
ACPHSIP	\$552,000	\$0	\$552,000	\$0	\$0	\$0	\$0
PHSIP	\$16,250	\$16,250	\$0	\$0	\$0	\$0	\$0
NHPP	\$390,900	\$312,720	\$78,180	\$0	\$0	\$0	\$0
S-STBG (State)	\$1,460,542	\$1,168,434	\$292,108	\$0	\$0	\$0	\$0
L-STBG (Local)*	\$4,415,300	\$783,300	\$3,600,000	\$32,000	\$156,066	\$1,318,400	\$1,474,466
TAP - Gen	\$0	\$0	\$0	\$0	\$0	\$0	\$0
O & M (Local)	\$14,342,000	\$0	\$0	\$14,342,000	\$0	\$0	\$0
Totals:	\$23,332,926	\$4,221,045	\$4,737,881	\$14,374,000	\$156,066	\$1,318,400	\$1,474,466

*The State Funds column for this line item refers to projects that may include the State's participation requiring the use of S-STBG funds

Tennessee Highway Totals for FY 19

Funding Source	Total Programmed Funds	Programmed Federal Funds	Programmed State Funds	Programmed Local Funds	Surplus / Deficit **	Annual Allocation	Available Unprogrammed Balance
HSIP	\$155,934	\$140,341	\$15,593	\$0	\$0	\$0	\$0
PHSIP	\$16,250	\$16,250	\$0	\$0	\$0	\$0	\$0
NHPP	\$390,900	\$312,720	\$78,180	\$0	\$0	\$0	\$0
S-STBG (State)	\$1,460,542	\$1,168,434	\$292,108	\$0	\$0	\$0	\$0
L-STBG (Local)*	\$400,000	\$320,000	\$0	\$80,000	\$1,154,466	\$1,357,952	\$2,512,418
O & M (Local)	\$14,485,420	\$0	\$0	\$14,485,420	\$0	\$0	\$0
Totals:	\$16,909,046	\$1,957,745	\$385,882	\$14,565,420	\$1,154,466		

*The State Funds column for this line item refers to projects that may include the State's participation requiring the use of S-STBG funds

Tennessee Highway Totals for FY 20

Funding Source	Total Programmed Funds	Programmed Federal Funds	Programmed State Funds	Programmed Local Funds	Surplus / Deficit **	Annual Allocation	Available Unprogrammed Balance
HSIP	\$155,934	\$140,341	\$15,593	\$0	\$0	\$0	\$0
PHISP	\$16,250	\$16,250	\$0	\$0	\$0	\$0	\$0
NHPP	\$390,900	\$312,720	\$78,180	\$0	\$0	\$0	\$0
S-STBG (State)	\$1,460,542	\$1,168,434	\$292,108	\$0	\$0	\$0	\$0
L-STBG (Local)*	\$3,200,000	\$2,240,000	\$0	\$560,000	\$272,418	\$1,398,690	\$1,671,108
O & M (Local)	\$14,630,274	\$0	\$0	\$4,121,204	\$0	\$0	\$0
Totals:	\$19,853,900	\$3,877,745	\$385,882	\$4,681,204	\$272,418	\$1,398,690	\$1,671,108

*The State Funds column for this line item refers to projects that may include the State's participation requiring the use of S-STBG funds

Tennessee Highway Totals for FY 21

Funding Source	Total Programmed Funds	Programmed Federal Funds	Programmed State Funds	Programmed Local Funds	Surplus / Deficit **	Annual Allocation	Available unprogrammed Balance
ACNHPP	\$0	\$0	\$0	\$0	\$0	\$0	\$0
HPP	\$0	\$0	\$0	\$0	\$0	\$0	\$0
HSIP	\$0	\$0	\$0	\$0	\$0	\$0	\$0
PHISP	\$0	\$0	\$0	\$0	\$0	\$0	\$0
NHPP	\$0	\$0	\$0	\$0	\$0	\$0	\$0
S-STBG (State)	\$0	\$0	\$0	\$0	\$0	\$0	\$0
L-STBG (Local)*	\$23,053,900	\$2,560,000	\$0	\$640,000	-\$888,892	\$1,440,651	\$551,759
O & M (Local)	\$14,776,577	\$0	\$0	\$14,776,577	\$0	\$0	\$0
Totals:	\$37,830,477	\$2,560,000	\$0	\$15,416,577	\$0	\$0	\$0

*The State Funds column for this line item refers to projects that may include the State's participation requiring the use of S-STBG funds

** surplus or deficit represents the MPO's objective to maintain fiscal constraints for projects and funding designated within the Kingsport MPO area

STIP Project List

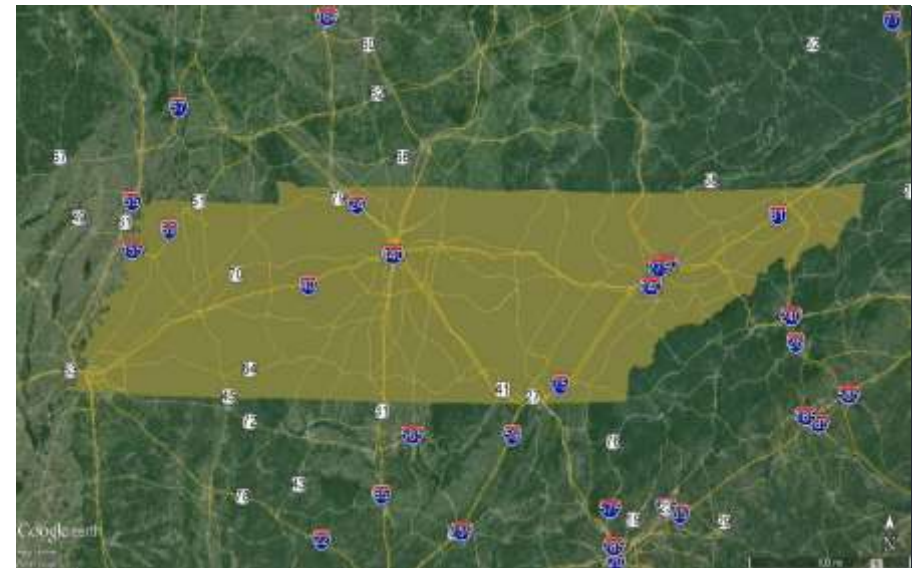
STIP #	1782135	TDOT PIN #	126820.00	LENGTH IN MILES		LEAD AGENCY	TDOT
COUNTY	SULLIVAN, HAWKINS					TOTAL PROJECT COST	\$2,240,736
ROUTE						TIP #	TN-2
TERMINI	KINGSPORT MTPO - SAFETY (HIGHWAY HAZARD ELIMINATION)						
PROJECT DESCRIPTION	SEE TIP GROUPING DESCRIPTION FOR A COMPREHENSIVE LISTING OF ACTIVITIES INCLUDED BUT NOT LIMITED FOR ELIGIBILITY						
REMARKS							



COUNTY MAP

OLD PAGE

FY	PHASE	FUNDING	<u>TOTAL FUNDS</u>	<u>FED FUNDS</u>	<u>STATE FUNDS</u>	<u>LOCAL FUNDS</u>
2017	PE, ROW, CONST	PHSIP	16,250	16,250		
2017	PE, ROW, CONST	HSIP	1,155,934	1,040,341	115,593	
2018	PE, ROW, CONST	ACPHSIP	552,000		552,000	
2018	PE, ROW, CONST	HSIP	155,934	140,341	15,593	
2018	PE, ROW, CONST	PHSIP	16,250	16,250		
2019	PE, ROW, CONST	PHSIP	16,250	16,250		
2019	PE, ROW, CONST	HSIP	155,934	140,341	15,593	
2020	PE, ROW, CONST	PHSIP	16,250	16,250		
2020	PE, ROW, CONST	HSIP	155,934	140,341	15,593	



VICINITY MAP

ALL SCHEDULES SUBJECT TO AVAILABILITY OF FUNDS

STIP Project List

STIP #	1782135	TDOT PIN #	126820.00	LENGTH IN MILES		LEAD AGENCY	TDOT
COUNTY	SULLIVAN, HAWKINS					TOTAL PROJECT COST	\$4,240,736
ROUTE						TIP #	TN-2
TERMINI	KINGSPORT MTPO - SAFETY (HIGHWAY HAZARD ELIMINATION)						
PROJECT DESCRIPTION	SEE TIP GROUPING DESCRIPTION FOR A COMPREHENSIVE LISTING OF ACTIVITIES INCLUDED BUT NOT LIMITED FOR ELIGIBILITY						
REMARKS							



COUNTY MAP

ADJUSTED PAGE

Adjustment Number 282

FY	PHASE	FUNDING	<u>TOTAL FUNDS</u>	<u>FED FUNDS</u>	<u>STATE FUNDS</u>	<u>LOCAL FUNDS</u>
2017	PE, ROW, CONST	PHSIP	16,250	16,250		
2017	PE, ROW, CONST	HSIP	1,155,934	1,040,341	115,593	
2018	PE, ROW, CONST	ACPHSIP	552,000		552,000	
2018	PE, ROW, CONST	HSIP	2,155,934	1,940,341	215,593	
2018	PE, ROW, CONST	PHSIP	16,250	16,250		
2019	PE, ROW, CONST	PHSIP	16,250	16,250		
2019	PE, ROW, CONST	HSIP	155,934	140,341	15,593	
2020	PE, ROW, CONST	PHSIP	16,250	16,250		
2020	PE, ROW, CONST	HSIP	155,934	140,341	15,593	



VICINITY MAP

ALL SCHEDULES SUBJECT TO AVAILABILITY OF FUNDS